

# Frequently Asked Question

NHRA – Health care Profession system “Mehan”

# Table of content

[1 - How do I access NHRA Mehan system?](#)

[2 - How do I sign up a new account In Mehan?](#)

[3 - How do I get a letter from NHRA for the Ministry of Interior for good conduct application “for Bahraini” in new application?\\*](#)

[4 - How to get new LMRA letter?](#)

[5 - How can I get a good standing certificate?](#)

[6 - How I could get a Haj permit](#)

[7 - How do I transfer my license to another facility?](#)

[8 - How do I get my license card?](#)

[9 - I got an email that more information required. How could I know what is requested?](#)

[10 - The invitation was sent to me, how I could locate it?](#)

[11 - How do I get the Invitation for NHRA application?](#)

[12 - I’m responsible person of facility, how do I send invitation?](#)

[13 - How do the facility cancel the license of professional not working anymore under them? “for facility only”](#)

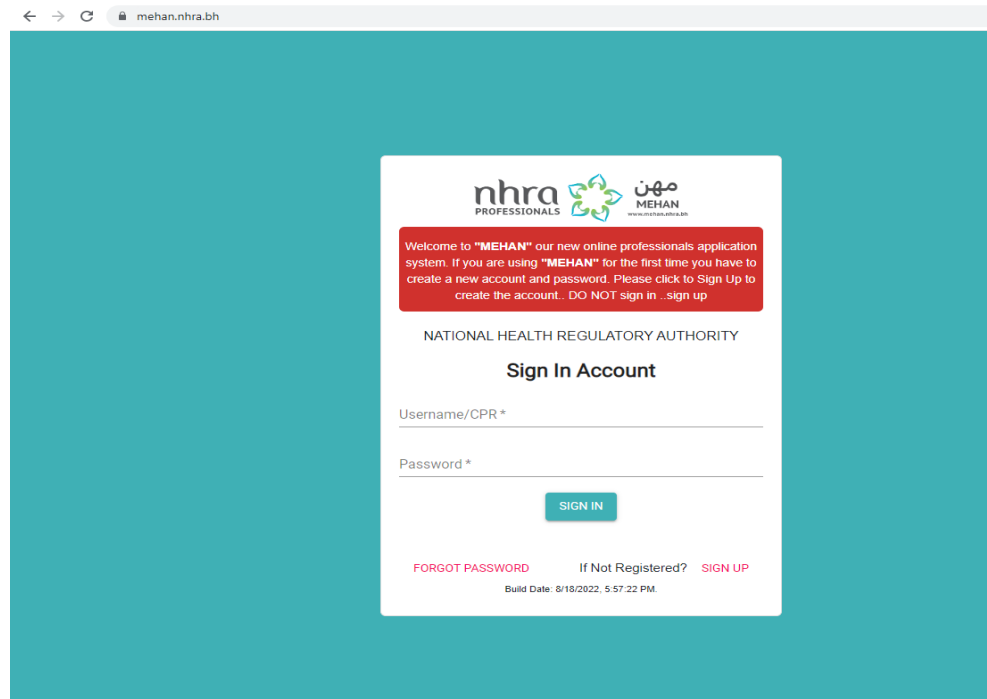
[14 - I got the eligibility code, how I schedule my exam date?](#)

[15 - I failed on my exam; how can I re-take the exam?](#)

[16 - How do I cancel my application?](#)

# 1 - How do I access NHRA Mehan system?

- You can access mehan by entering the link : mehan.nhra.bh





The screenshot shows a web browser window with the address bar displaying "mehan.nhra.bh". The main content area has a teal background. In the center, there is a white login form. At the top of the form, there are logos for "nhra PROFESSIONALS" and "MEHAN" with Arabic text "مهين" and the website "www.mehan.nhra.bh". Below the logos, a red banner contains the text: "Welcome to 'MEHAN' our new online professionals application system. If you are using 'MEHAN' for the first time you have to create a new account and password. Please click to Sign Up to create the account. DO NOT sign in ..sign up". Underneath the banner, the text "NATIONAL HEALTH REGULATORY AUTHORITY" is displayed, followed by the heading "Sign In Account". There are two input fields: "Username/CPR \*" and "Password \*". Below these fields is a teal "SIGN IN" button. At the bottom of the form, there are links for "FORGOT PASSWORD", "If Not Registered?", and "SIGN UP". A small footer text reads "Build Date: 8/18/2022, 5:57:22 PM."

2 - How do I sign up a new account In  
Mehan? \*

*\* “for Non-Bahrainis unregistered invitation is needed, refer to questions  
number 10 and 12”*

# Go to mehan.nhra.bh

mehan.nhra.bh



www.mehan.nhra.bh

Welcome to "MEHAN" our new online professionals application system. If you are using "MEHAN" for the first time you have to create a new account and password. Please click to Sign Up to create the account.. DO NOT sign in ..sign up

NATIONAL HEALTH REGULATORY AUTHORITY

## Sign In Account

Username/CPR \*

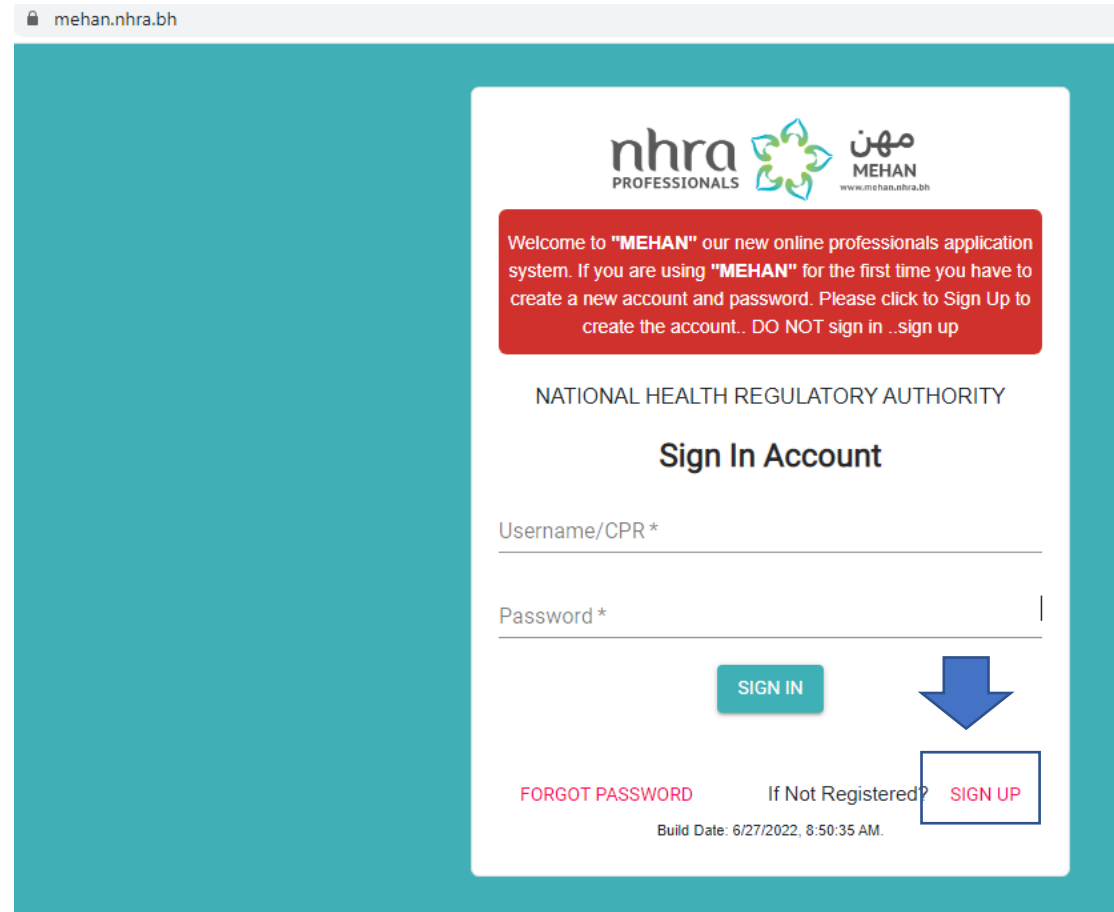
Password \*

**SIGN IN**

[FORGOT PASSWORD](#)      [If Not Registered?](#)      [SIGN UP](#)

Build Date: 6/27/2022, 8:50:35 AM.

# Click on “Sign Up”



The screenshot shows a web browser window with the URL `mehan.nhra.bh`. The page features the logos for **nhra PROFESSIONALS** and **مهين MEHAN** at the top. A red banner contains the following text: "Welcome to 'MEHAN' our new online professionals application system. If you are using 'MEHAN' for the first time you have to create a new account and password. Please click to Sign Up to create the account.. DO NOT sign in ..sign up". Below this, the text "NATIONAL HEALTH REGULATORY AUTHORITY" and "Sign In Account" are displayed. There are two input fields: "Username/CPR \*" and "Password \*". A teal "SIGN IN" button is positioned below the fields. A blue arrow points from the "SIGN IN" button to a "SIGN UP" button, which is highlighted with a blue border. To the left of the "SIGN UP" button is the text "FORGOT PASSWORD" and "If Not Registered?". At the bottom, the build date is listed as "Build Date: 6/27/2022, 8:50:35 AM."

# Select if you are licensed or not



NATIONAL HEALTH REGULATORY AUTHORITY

## Sign Up Account

Select

Licensed Professional


Licensed Professional

Un-Licensed Professional

CPR Number \*

Select if you are living in Bahrain  
“citizen/Resident” or not

**nhra**  
PROFESSIONALS



**مهـن**  
MEHAN  
www.mehan.nhra.bh

NATIONAL HEALTH REGULATORY AUTHORITY

### Sign Up Account

Select  
Un-Licensed Professional ▼

Select  
Citizen/Resident ▼

- Citizen/Resident
- Expatriate

CPR Expiry Date \*



If you are living in Bahrain “citizen/Resident” you will need to enter the expiry date of your CPR card + block number

NATIONAL HEALTH REGULATORY AUTHORITY

### Sign Up Account

Select  
Un-Licensed Professional

Select  
Citizen/Resident

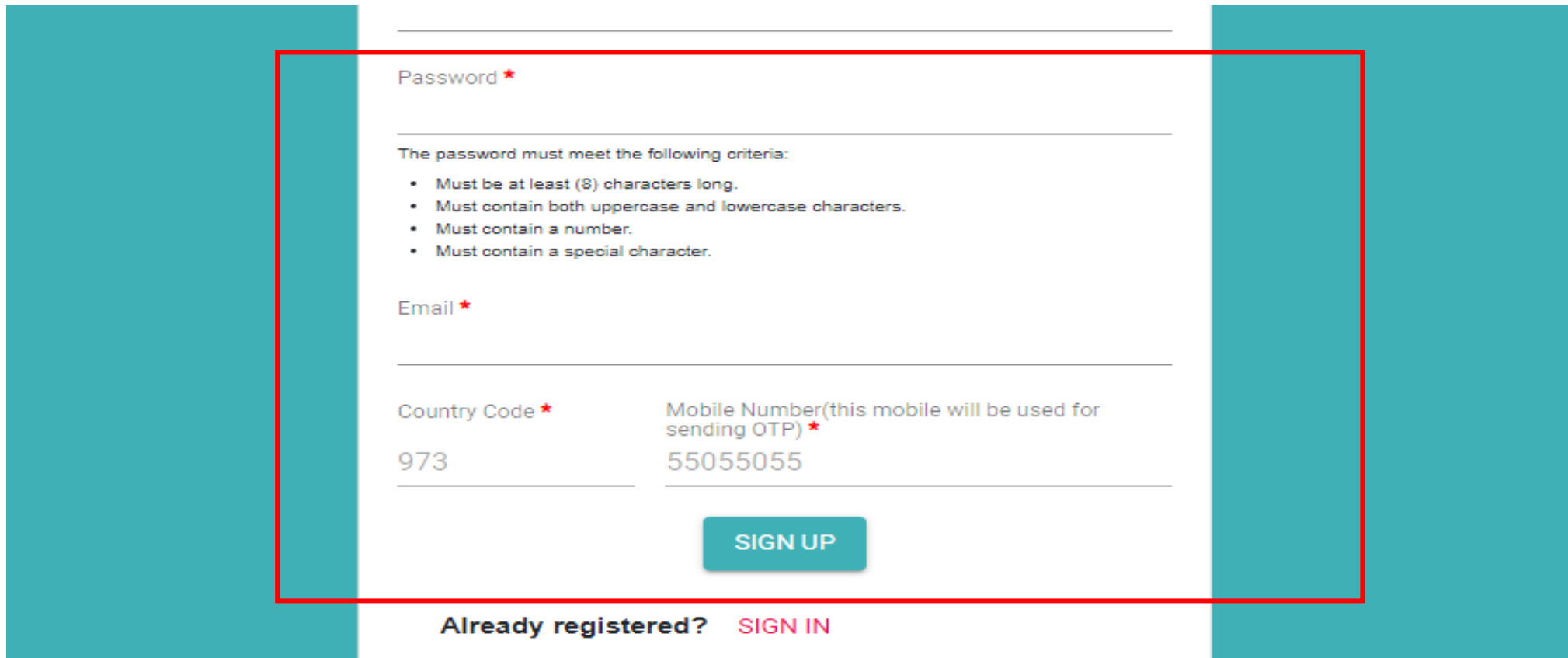
CPR Number \*

CPR Expiry Date \*  
mm/dd/yyyy

Block No \*

\*If you don't know the block number or the system showing an error, please visit IGA center To get the correct information

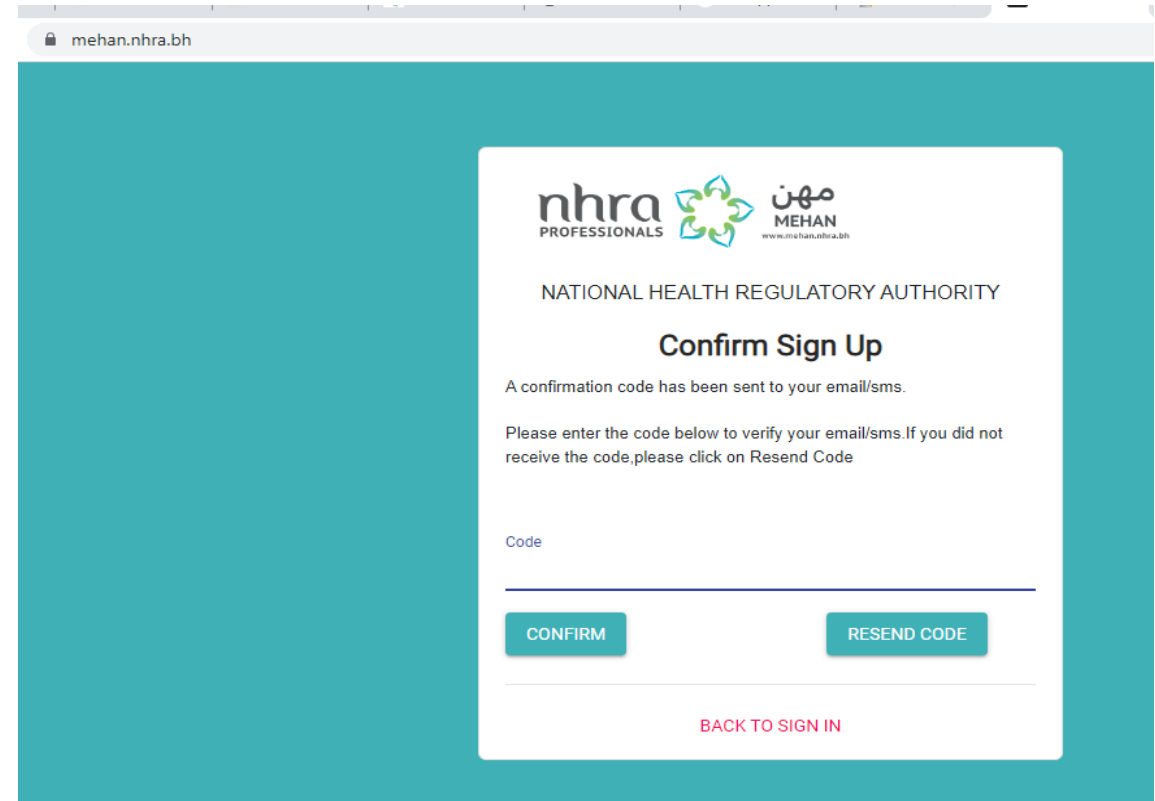
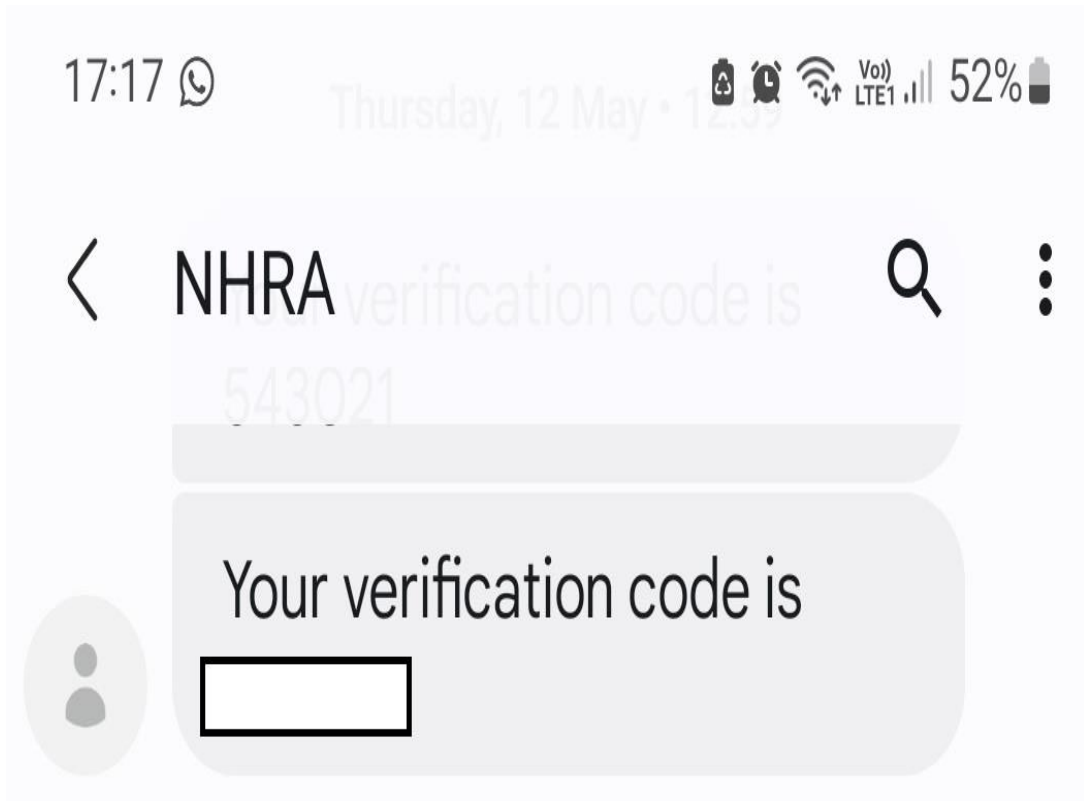
Set a password and enter your phone + Email,  
then click on “Sign Up”



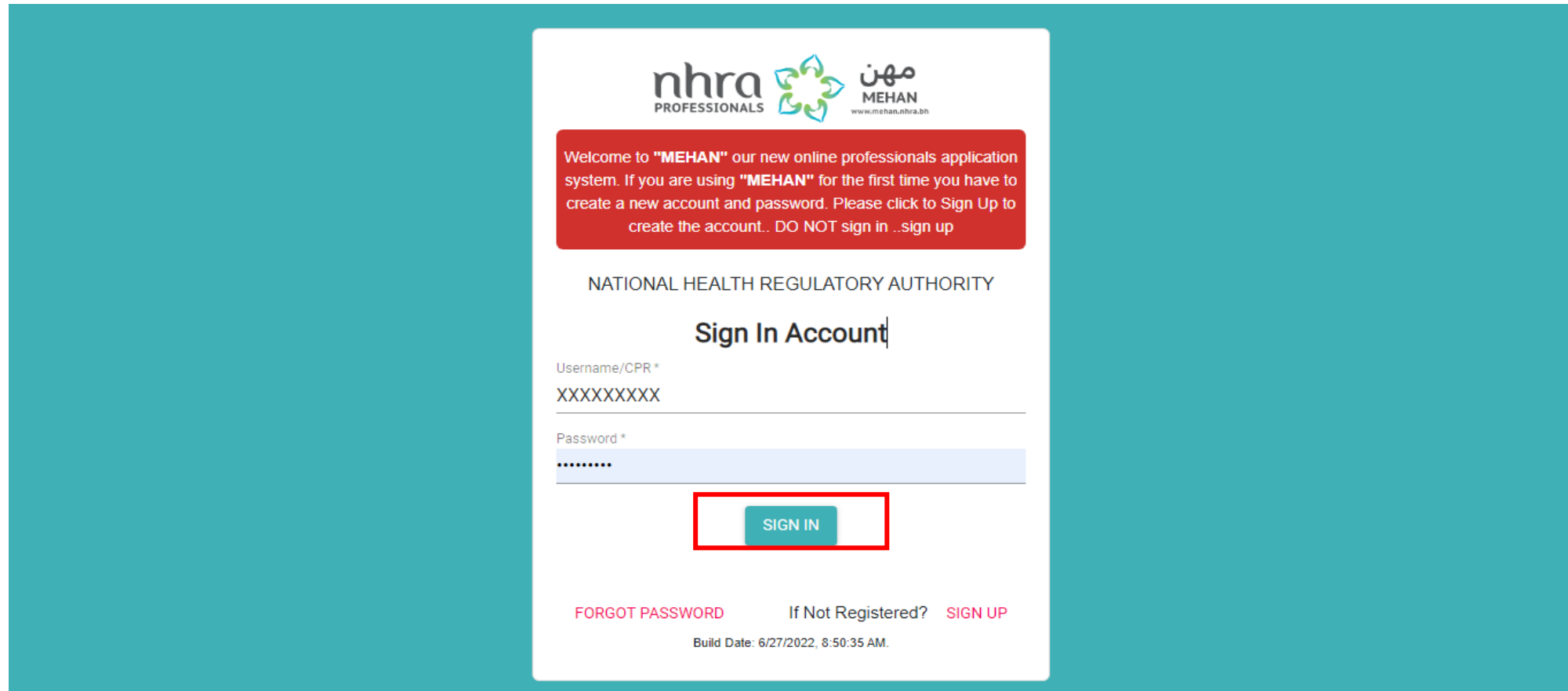
The image shows a registration form with a red border. The form contains the following elements:

- A horizontal line above the Password field.
- Password \*** label.
- A horizontal line below the Password label.
- Text: "The password must meet the following criteria:"
- List of criteria:
  - Must be at least (8) characters long.
  - Must contain both uppercase and lowercase characters.
  - Must contain a number.
  - Must contain a special character.
- Email \*** label.
- A horizontal line below the Email label.
- Country Code \*** label and **Mobile Number(this mobile will be used for sending OTP) \*** label.
- Input field for Country Code containing "973".
- Input field for Mobile Number containing "55055055".
- A horizontal line below the input fields.
- SIGN UP** button.
- Text: "Already registered? [SIGN IN](#)".

# Enter the confirmation code sent via SMS



Now your account is ready, and you could login, Enter your CPR number as a Username and the password you've entered while signing up, then click "Sign In".



**nhra** PROFESSIONALS  **مهين** MEHAN  
www.mehan.nhra.bh

Welcome to "MEHAN" our new online professionals application system. If you are using "MEHAN" for the first time you have to create a new account and password. Please click to Sign Up to create the account.. DO NOT sign in ..sign up

NATIONAL HEALTH REGULATORY AUTHORITY

**Sign In Account**

Username/CPR \*  
XXXXXXXX

Password \*  
.....

**SIGN IN**

[FORGOT PASSWORD](#)    [If Not Registered?](#)    [SIGN UP](#)

Build Date: 6/27/2022, 8:50:35 AM.

3 - How do I get a letter from NHRA for the Ministry of Interior for good conduct application “for Bahraini” in new application?\*

*\*"for license professional who need the same letter, please refer to question number 4 and request MOI letter"*

# Apply as a new application

The screenshot displays the NHRA (National Health Regulatory Authority) website interface. The top header includes the NHRA logo and the text 'Build Date: 8/18/2022, 5:56:09 PM'. A left sidebar menu contains the following items: Dashboard, Professional Services (with a dropdown arrow), New Application (highlighted in blue), Renewal of License, License ReCategorization, Surgical Procedure, Part-Time Practice, and Transfer of License. The main content area is titled 'INSTRUCTIONS TO APPLY FOR A NEW LICENSE' and features a sub-section 'NEW PROFESSION APPLICATION'. Below this, a progress bar shows nine steps: 1. Personal Info, 2. Education, 3. License, 4. Experience, 5. Questionnaire, 6. Attachments, 7. Checklist, 8. Declaration, and 9. Payment. The first step, 'Personal Info', is currently active. Below the progress bar, the text 'Profession details' is visible.

# On the “Good Conduct” field leave it without document

The screenshot shows the NHRA application portal interface. The top navigation bar includes: Personal Info, Education, License, Experience, Questionnaire, Attachments, Checklist, Declaration, and Payment. The left sidebar contains a menu with options: Dashboard, Professional Services (expanded), New Application (selected), Renewal of License, License ReCategorization, Surgical Procedure, Part-Time Practice, Transfer of License, Visiting Consultant, Good Standing Certificate, Haj Permit, Pre-Marital Permit, Update CPD, Request Official Letters, and Update Contact Information. The main content area is titled 'Attachments' and contains a table of mandatory attachments. The 'Good Standing Report' row is highlighted with a blue border. At the bottom, there are buttons for BACK, SAVE AS DRAFTS, and NEXT.

Attachment Type	Status	Attach
CPR or ID Copy (Mandatory attachment)	Uploaded	
Passport Copy First & Last (Mandatory attachment)	Uploaded	
Health fitness certificate (Mandatory attachment)	Uploaded	
CV (Mandatory attachment)	Uploaded	
Data Flow report		
Quadra Bay report		
<b>Good Standing Report</b>		
Prometric exam report		
Ministry of education equalization		
Other documents		

(Upload Other Documents)

BACK SAVE AS DRAFTS NEXT

# Submit your Application and pay the application fees

nhra  
الهيئة الوطنية لتنظيم المهن والخدمات الصحية  
National Health Regulatory Authority

Build Date: 8/18/2022, 5:56:09 PM

Dashboard

Professional Services

- New Application
- Renewal of License
- License ReCategorization
- Surgical Procedure
- Part-Time Practice
- Transfer of License
- Visiting Consultant
- Good Standing Certificate
- Haj Permit
- Pre-Marital Permit
- Update CPD
- Request Official Letters
- Update Contact Information

## INSTRUCTIONS TO APPLY FOR A NEW LICENSE

### NEW PROFESSION APPLICATION

Please follow these instructions completely. Failure to submit the necessary items/ information will delay the processing of your application. You must complete and submit all of the requested information.

Progress: Personal Info, Education, License, Experience, Questionnaire, Attachments, Checklist, Declaration, Payment

Please agree to the declaration to continue further with your application submission.

- 1 I, the undersigned, certify that I am the person referred to in this application for License in the Kingdom of Bahrain, and that the statements herein are true to the best of my knowledge, information and belief.
- 2 I further affirm that I am of good physical and mental health and of good moral character and I will keep the National Health Regulatory Authority informed of any criminal charges and/or physical or mental conditions which jeopardize the quality of care rendered by me to the public.
- 3 I hereby authorize the National Health Regulatory Authority to request any information, files or records to be released from relevant licensing authorities, educational facilities, and previous and past employers in connection with the processing of this application.
- 4 I have carefully read the questions in this application and have answered them completely, without reservations of any kind and I declare under penalty of perjury that my answers and all statements made herein are true and correct.
- 5 I understand that, should I furnish any false information in this application, such act shall constitute cause for denial, suspension or revocation of my license to practise in the Kingdom of Bahrain and may result in criminal proceedings.

I, agree above all

BACK SAVE AS DRAFTS **SUBMIT**



The NHRA team will review the application and the letter will be available to download in your MEHAN account.


The screenshot shows the MEHAN website dashboard. The browser address bar displays 'mehan.nhra.bh'. The page header includes the NHRA logo and the text 'National Health Regulatory Authority'. The left sidebar contains a 'Dashboard' menu and a 'Professional Services' dropdown menu with the following options: New Application, Renewal of License, License ReCategorization, Surgical Procedure, Part-Time Practice, Transfer of License, Visiting Consultant, Good Standing Certificate, Haj Permit, and Pre-Marital Permit. The main content area features a user profile icon with a stethoscope and a button labeled 'UPDATE CONTACT'. Below this, a message states: 'No Professional License found. Please click below button to complete your application' with an 'APPLY NOW' button. The 'Healthcare Professional Applications' section contains a table with the following data:

Request No	License No	Request Type	Status	Last Update	Remarks	Action
PA2		New profession	More info required	31/Jan/2022		<a href="#">MODIFY</a> <a href="#">DOWNLOAD MOI</a> <a href="#">CANCEL APPLICATION</a>

A white arrow points to the 'DOWNLOAD MOI' button, which is highlighted with a black rectangular box.

4 - How to get new LMRA letter?

# Login to Mehan

**nhra** PROFESSIONALS  **مهين**  
MEHAN  
www.mehan.nhra.bh

Welcome to "MEHAN" our new online professionals application system. If you are using "MEHAN" for the first time you have to create a new account and password. Please click to Sign Up to create the account.. DO NOT sign in ..sign up

NATIONAL HEALTH REGULATORY AUTHORITY

## Sign In Account

Username/CPR\*  
XXXXXXXXXX

Password\*  
.....

[SIGN IN](#)

[FORGOT PASSWORD](#)    [If Not Registered?](#)    [SIGN UP](#)

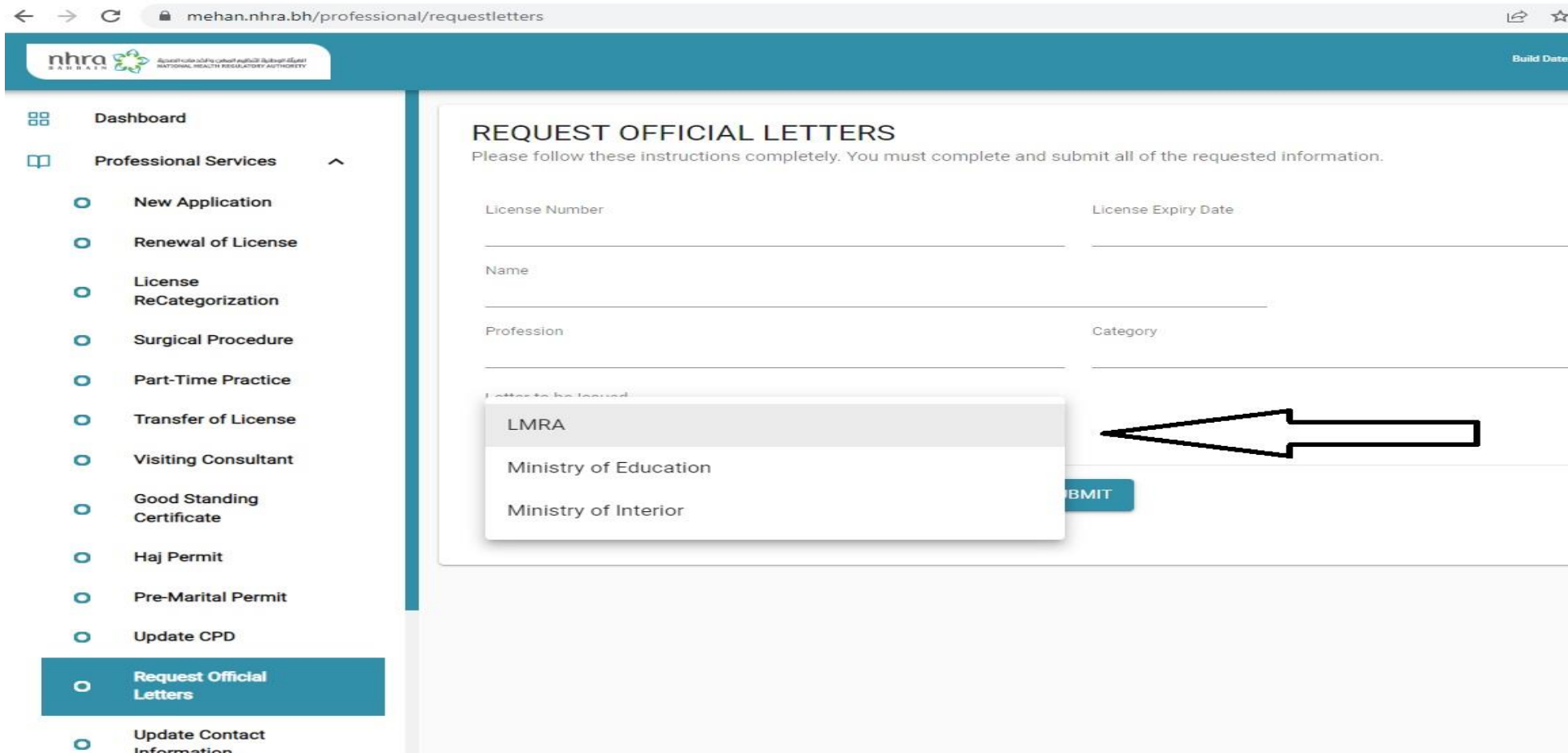
Build Date: 6/27/2022, 8:50:35 AM.

# Select from the side Menu “Request Official Letter”

The screenshot shows the nhra website dashboard. The top navigation bar includes the nhra logo and the text "Build Date: 8/18/2022, 3:50:09 PM". The left sidebar menu is titled "Dashboard" and "Professional Services". The "Request Official Letters" menu item is highlighted with a black box, and a large black arrow points to it from the right. The main content area displays a table titled "Healthcare Professional Applications" with the following columns: Request No, License No, Request Type, Status, Last Update, Remarks, and Action. The table contains several rows of data, all with "Request No" values of "PA20220". The bottom right of the table shows "Rows per page: 5" and "1-5 of 8".

Request No	License No	Request Type	Status	Last Update	Remarks	Action
PA20220						
PA20220						
PA20220						
PA20220						
PA20220						

# Select from the dropdown list “LMRA” and Submit the application



mehan.nhra.bh/professional/requestletters

**nhra**  
BAHRAIN  
الهيئة الوطنية لتنظيم المهن والخدمات الصحية  
NATIONAL HEALTH REGULATORY AUTHORITY

Build Date:

**Dashboard**

**Professional Services**

- New Application
- Renewal of License
- License ReCategorization
- Surgical Procedure
- Part-Time Practice
- Transfer of License
- Visiting Consultant
- Good Standing Certificate
- Haj Permit
- Pre-Marital Permit
- Update CPD
- Request Official Letters**
- Update Contact Information

### REQUEST OFFICIAL LETTERS

Please follow these instructions completely. You must complete and submit all of the requested information.

License Number: \_\_\_\_\_ License Expiry Date: \_\_\_\_\_

Name: \_\_\_\_\_

Profession: \_\_\_\_\_ Category: \_\_\_\_\_

Letter to be issued:

- LMRA**
- Ministry of Education
- Ministry of Interior



**SUBMIT**


# LMRA Letter

- NHRA will review the application and inform you if there is any other document required
- If it is approved, pay the required fees and the letter will be available on the dashboard to download
- Note:
  - The license should be valid in order to get the application approved.
  - Pay the required fees 20 BD.
  - For new application, Transfer and re-categorization applications the LMRA will be issued automatically without fees once the application is processed by NHRA

You can download the letter when its ready.

### Healthcare Professional Applications


Request No	License No	Request Type	Status	Last Update	Remarks	Action
PA2021	11	Request Official Letters	Application Completed	30/Dec/2021		



5 - How can I get a good standing certificate?



# Login to Mehan

**nhra** PROFESSIONALS  **مهين**  
MEHAN  
www.mehan.nhra.bh

Welcome to "MEHAN" our new online professionals application system. If you are using "MEHAN" for the first time you have to create a new account and password. Please click to Sign Up to create the account.. DO NOT sign in ..sign up

NATIONAL HEALTH REGULATORY AUTHORITY

## Sign In Account

Username/CPR\*  
XXXXXXXXXX

Password\*  
.....

**SIGN IN**

[FORGOT PASSWORD](#)    [If Not Registered?](#)    [SIGN UP](#)

Build Date: 6/27/2022, 8:50:35 AM.

# Select from the side Menu “Good Standing Certificate”

The screenshot shows the nhra website dashboard. The top header includes the nhra logo and the text "New Hampshire Board of Nursing" and "Build Date: 8/18/2022, 3:30:09 PM". The left sidebar contains a "Dashboard" section with a "Professional Services" menu. The "Good Standing Certificate" option is highlighted with a black box and a large black arrow pointing to it. The main content area displays a table titled "Healthcare Professional Applications" with columns for Request No, License No, Request Type, Status, Last Update, Remarks, and Action. The table contains several rows, with the first row having a Request No of 1220 and the last row having a Request No of PA20220. The bottom right of the table shows "Rows per page: 5" and "1-5 of 8".

nhra  
New Hampshire Board of Nursing  
Build Date: 8/18/2022, 3:30:09 PM

Dashboard

Professional Services

- New Application
- Renewal of License
- License ReCategorization
- Surgical Procedure
- Part-Time Practice
- Transfer of License
- Visiting Consultant
- Good Standing Certificate**
- Haj Permit
- Pre-Marital Permit
- Update CPD
- Request Official Letters
- Update Contact Information
- Telemedicine

Healthcare Professional Applications

Request No	License No	Request Type	Status	Last Update	Remarks	Action
1220						
1220						
PA20220						
PA20220						
PA20220						

Rows per page: 5 1-5 of 8

# Submit the application

**nhra** نظام الترخيص الطبي الإلكتروني Build Date: 8/18/2022, 5:56:09 PM

- Dashboard
- Professional Services
  - New Application
  - Renewal of License
  - License ReCategorization
  - Surgical Procedure
  - Part-Time Practice
  - Transfer of License
  - Visiting Consultant
  - Good Standing Certificate**
  - Haj Permit
  - Pre-Marital Permit
  - Update CPD
  - Request Official Letters
  - Update Contact Information
  - Telemedicine
- Pharmaceutical
- Devices
- Manage Profile
- Policies

## CERTIFICATE OF GOOD STANDING

Please follow these instructions completely. Failure to submit the necessary items / information will delay the processing of your application. You must complete and submit all of the requested information.

### Personal Details


Name	Profession	Category
.....	.....	.....

### Address Details (of the receiving entity)

Flat No.	Building No.
.....	.....
Road No.	Block No.
.....	.....
Governorate	Area
Capital Governorate	.....

### Contact Details(of the receiving entity)


Mobile	Telephone
+973.....	-
Email-Id	Fax
.....	-

 **SUBMIT**

# Good Standing


- NHRA will review the application and inform you if there is any other document required
- If it is approved, pay the required fees and the certificate will be available on the dashboard to download
- Note: For applicant out of Bahrain, they could register ( sign up ) with their CPR details even if the CPR card expired.

You can download the certificate when its ready.

Healthcare Professional Applications						
Request No	License No	Request Type	Status	Last Update	Remarks	Action
PA		Good Standing certificate	Application Completed	30/Dec/2021		<a href="#">DOWNLOAD LETTER</a>

6 - How I could get a Haj permit

# Login to Mehan

**nhra** PROFESSIONALS  **مهين**  
MEHAN  
www.mehan.nhra.bh

Welcome to "MEHAN" our new online professionals application system. If you are using "MEHAN" for the first time you have to create a new account and password. Please click to Sign Up to create the account.. DO NOT sign in ..sign up

NATIONAL HEALTH REGULATORY AUTHORITY

## Sign In Account

Username/CPR\*  
XXXXXXXXXX

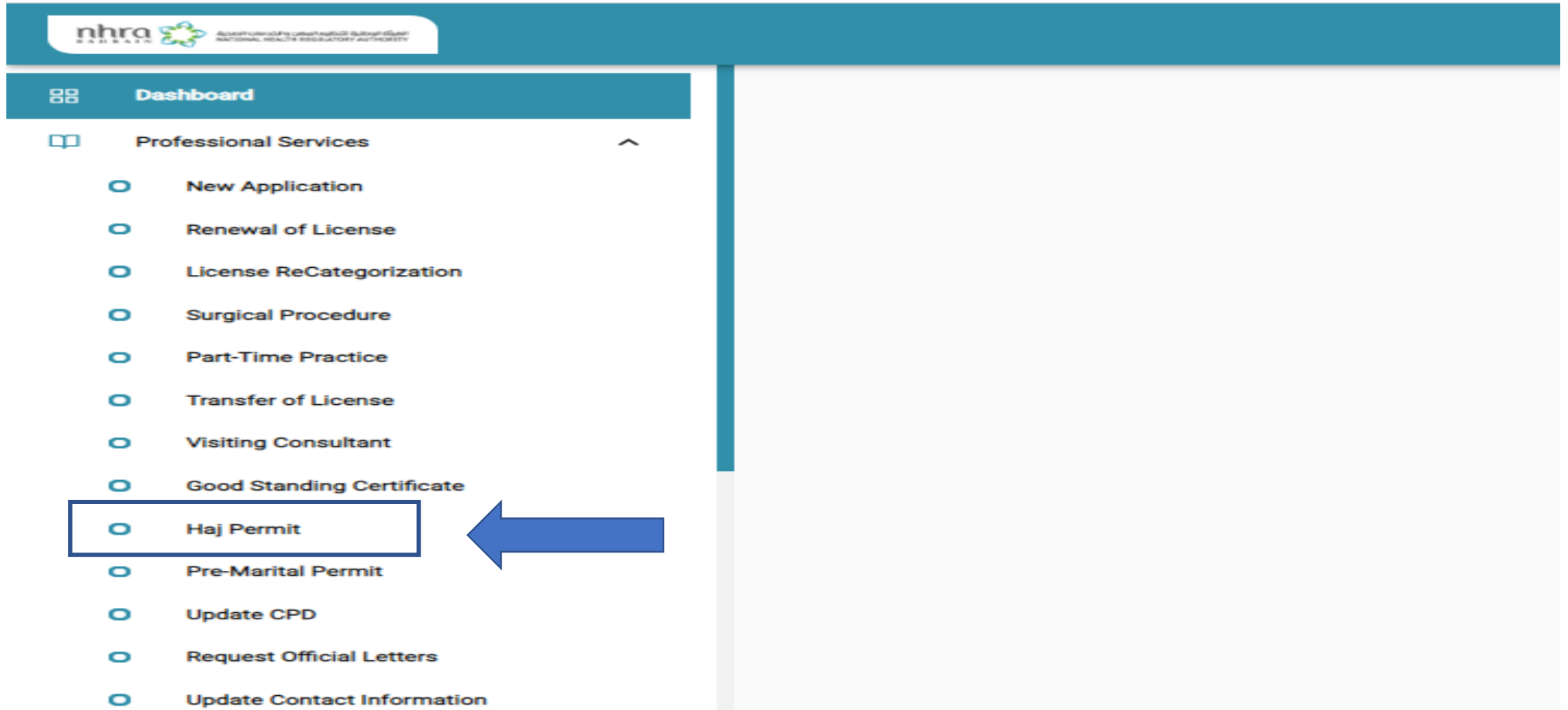
Password\*  
.....

**SIGN IN**

[FORGOT PASSWORD](#)    [If Not Registered?](#)    [SIGN UP](#)

Build Date: 6/27/2022, 8:50:35 AM.

# Select from the side Menu “Haj Permit”



The image shows a screenshot of the National Health Regulatory Authority (NHRA) website dashboard. The top header features the NHRA logo and the text "nhra" and "NATIONAL HEALTH REGULATORY AUTHORITY". Below the header is a side menu with a "Dashboard" button. The main menu is titled "Professional Services" and contains a list of options, each with a radio button. The "Haj Permit" option is highlighted with a blue box, and a blue arrow points to it from the right. The main content area of the dashboard is currently blank.

**nhra** NATIONAL HEALTH REGULATORY AUTHORITY

**Dashboard**

**Professional Services**

- New Application
- Renewal of License
- License ReCategorization
- Surgical Procedure
- Part-Time Practice
- Transfer of License
- Visiting Consultant
- Good Standing Certificate
- Haj Permit**
- Pre-Marital Permit
- Update CPD
- Request Official Letters
- Update Contact Information



# Select the period of permit and submit application

**nhra** NATIONAL HEALTH REGULATORY AUTHORITY Build Date: 8/18/2022, 5:56:09 P

- Dashboard
- Professional Services
  - New Application
  - Renewal of License
  - License ReCategorization
  - Surgical Procedure
  - Part-Time Practice
  - Transfer of License
  - Visiting Consultant
  - Good Standing Certificate
  - Haj Permit**
  - Pre-Marital Permit
  - Update CPD
  - Request Official Letters
  - Update Contact Information

## Haj Permit

Please follow these instructions completely. Failure to submit the necessary items/ information will delay the processing of your application. You must complete and submit all of the requested information.

License Number	License Expiry Date
Name	Profession
Category	Haj Year * 2022-2023

From \* 10/Nov/2018 To \* 10/Nov/2018 Haj Agency Select Haj Agency

**SUBMIT**

# Haj

- NHRA will review the application and inform you if there is any other document required
- If it is approved, the permit certificate will be available on the dashboard to download
- Note: your license should be valid at least 2 months from the haj date.

7 - How do I transfer my license to another facility?

Ask the new facility to send you invitation from their Munshaat account (See question (11) About Invitation) , you will get an email regarding the invitation ,sign in

Transfer License




Dear Applicant,

Kindly note you have received this invitation from ( MEDICAL CENTER) to apply for Transfer of Professional License to their facility. Please login to NHRA MEHAN online services to view the invitation.

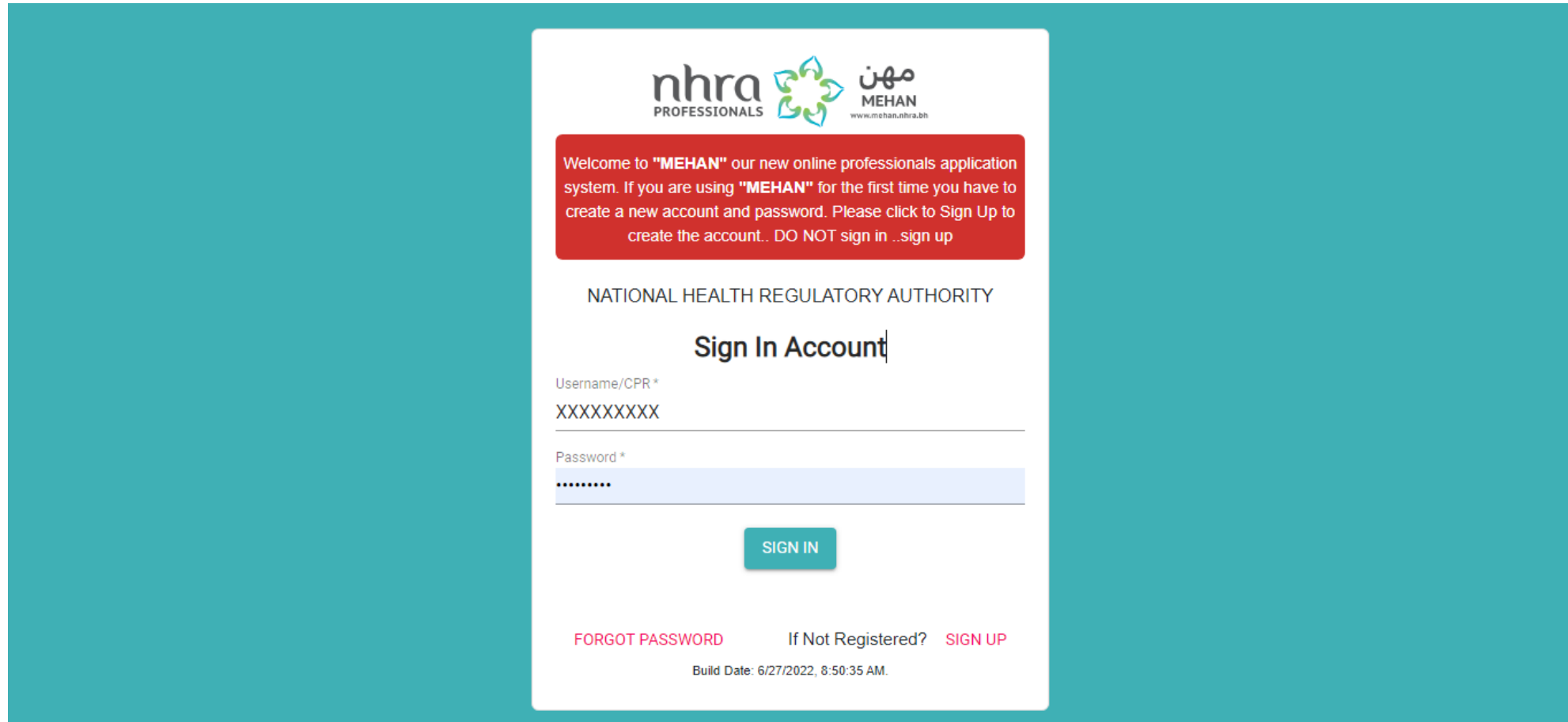
Facility Name		Facility License Number
MEDICAL CENTER		
Applicant	Application Type	Email
	Transfer license	_____ .com

Thank you.


[Sign IN](#)



# After getting the invitation Login to Mehan



The image shows a login page for the MEHAN system. At the top, there are logos for 'nhra PROFESSIONALS' and 'MEHAN' with the website 'www.mehan.nhra.bh'. A red banner contains a welcome message and instructions for new users. Below this, the text 'NATIONAL HEALTH REGULATORY AUTHORITY' is displayed. The main heading is 'Sign In Account'. There are two input fields: 'Username/CPR\*' with the text 'XXXXXXXXXX' and 'Password\*' with masked characters. A teal 'SIGN IN' button is centered below the fields. At the bottom, there are links for 'FORGOT PASSWORD', 'If Not Registered?', and 'SIGN UP'. The footer shows the build date: 'Build Date: 6/27/2022, 8:50:35 AM.'

**nhra** PROFESSIONALS  **مهين**  
MEHAN  
www.mehan.nhra.bh

Welcome to "MEHAN" our new online professionals application system. If you are using "MEHAN" for the first time you have to create a new account and password. Please click to Sign Up to create the account.. DO NOT sign in ..sign up

NATIONAL HEALTH REGULATORY AUTHORITY

## Sign In Account

Username/CPR\*  
XXXXXXXXXX

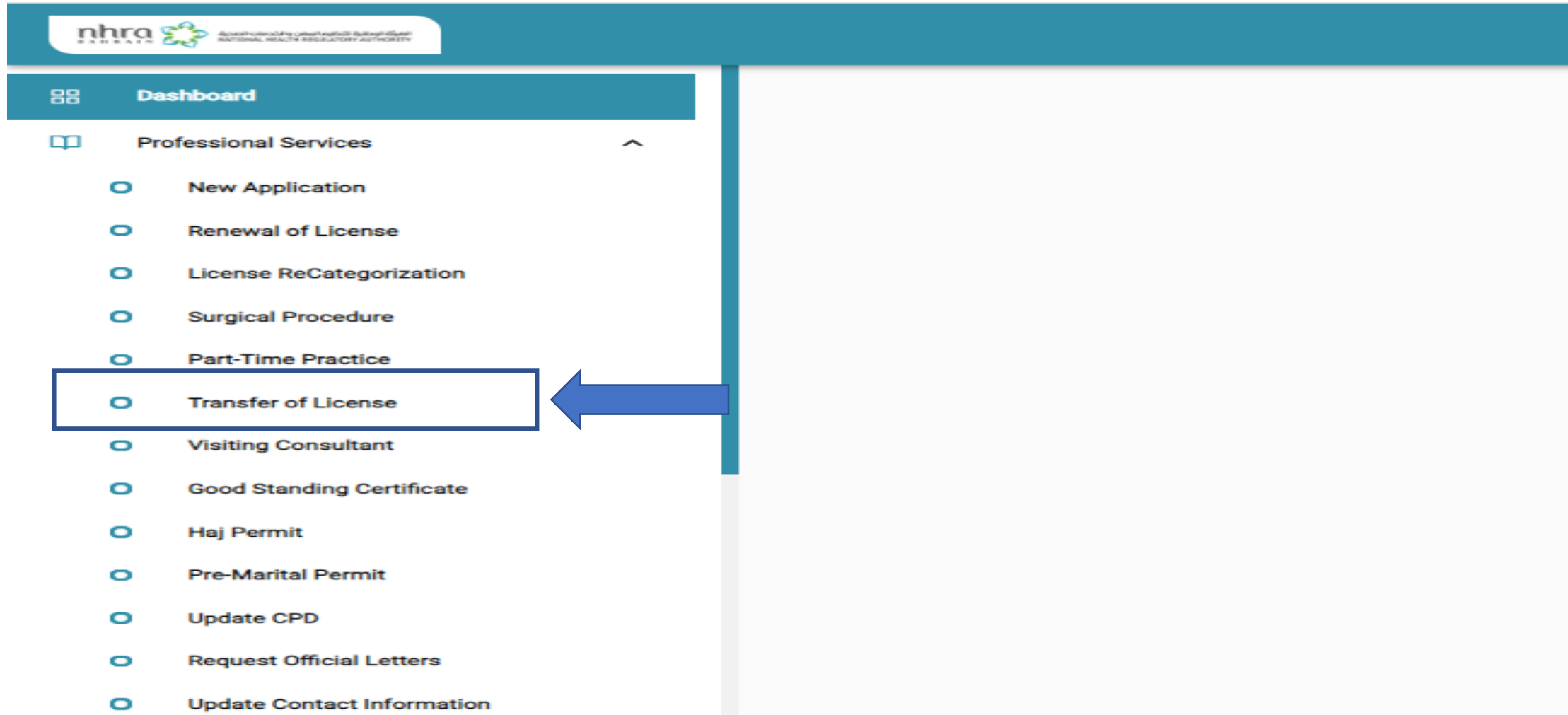
Password\*  
.....

**SIGN IN**

[FORGOT PASSWORD](#)    [If Not Registered?](#)    [SIGN UP](#)

Build Date: 6/27/2022, 8:50:35 AM.

# Select from the side Menu “Transfer of license”



The image shows a screenshot of the National Health Regulatory Authority (NHRA) website dashboard. The top header features the NHRA logo and the text "nhra" and "National Health Regulatory Authority". Below the header, there is a side menu with a "Dashboard" button and a "Professional Services" section. The "Professional Services" section contains a list of options, each with a radio button. The "Transfer of License" option is highlighted with a blue box and a blue arrow pointing to it from the right. The main content area of the dashboard is currently blank.

**nhra**  
National Health Regulatory Authority

**Dashboard**

**Professional Services**

- New Application
- Renewal of License
- License ReCategorization
- Surgical Procedure
- Part-Time Practice
- Transfer of License**
- Visiting Consultant
- Good Standing Certificate
- Haj Permit
- Pre-Marital Permit
- Update CPD
- Request Official Letters
- Update Contact Information

# Check the facility details

**nhra** National Health Regulatory Authority

Build Date: 5/18/2022, 5:56:00

- Dashboard
- Professional Services
  - New Application
  - Renewal of License
  - License ReCategorization
  - Surgical Procedure
  - Part-Time Practice
  - Transfer of License**
  - Visiting Consultant
  - Good Standing Certificate
  - Haj Permit
  - Pre-Marital Permit
  - Update CPD
  - Request Official Letters
  - Update Contact Information
  - Telemedicine

## TRANSFER LICENSE

Please follow these instructions completely. Failure to submit the necessary items/ information will delay the processing of your application. You must complete and submit all of the requested information.

### Current License

License Number		Name	
Type		Category	
Specialty		Nationality	
Expiry date		Status	
Facility			

### Current Facility

Not available

### Transferring Facility?

Facility information			
License Number	150	CR No	11
Name		Telephone	9731

### Personal Details




Email: \_\_\_\_\_@hotmail.com


# Upload requested documents and Apply

**nhra** Association of Health Professionals  
NATIONAL HEALTH REGULATORY AUTHORITY

Build Date: 8/18/2022, 5

- Dashboard
- Professional Services
  - New Application
  - Renewal of License
  - License ReCategorization
  - Surgical Procedure
  - Part-Time Practice
  - Transfer of License**
  - Visiting Consultant
  - Good Standing Certificate
  - Haj Permit
  - Pre-Marital Permit
  - Update CPD
  - Request Official Letters
  - Update Contact Information
  - Telemedicine

Attachment Type	Status	Attach
No objection letter from previous facility or mobility approval from LMRA <small>(Mandatory attachment)</small>	Attachment missing	
Offer letter from new facility <small>(Mandatory attachment)</small>	Attachment missing	
Other documents		

 (Upload Other Documents)

I hereby declare that:

1. I have no health condition(s) that may affect my fitness to practice my profession.
2. I have not been convicted of a crime, nor are there any criminal charges pending against me.
3. I know of no other reason that the NHRA may consider me unfit or unsuitable to practice my profession.
4. All information submitted in this form is correct and truthful to the best of my knowledge.

I acknowledge that I have read and agree to the above Terms and Conditions

**APPLY**



# Transfer


- NHRA will review the application and inform you if there is any other document required
- If it is approved, pay the required fees and the LMRA letter will be available on the dashboard to download((LMRA letter will be provided only for non-Bahrainis)).
- Note: your license should be valid at least 2 months from the transfer date.

## Healthcare Professional Applications

Request No	License No	Request Type	Status	Last Update	Remarks	Action
PA2	11	Transfer of License	Approved for license	12/May/2022	<a href="#">VIEW REMARK</a>	<a href="#">PAY NOW</a> <a href="#">CANCEL APPLICATION</a>

8 - How do I get my license card?

# Login to Mehan

**nhra** PROFESSIONALS  **مهين**  
MEHAN  
www.mehan.nhra.bh

Welcome to "MEHAN" our new online professionals application system. If you are using "MEHAN" for the first time you have to create a new account and password. Please click to Sign Up to create the account.. DO NOT sign in ..sign up

NATIONAL HEALTH REGULATORY AUTHORITY

## Sign In Account

Username/CPR\*  
XXXXXXXXXX

Password\*  
.....

**SIGN IN**

[FORGOT PASSWORD](#)    [If Not Registered?](#)    [SIGN UP](#)

Build Date: 6/27/2022, 8:50:35 AM.

# Scroll up next to you picture and Click on “view license card”



The screenshot shows the NHRA (National Health Regulatory Authority) professional services dashboard. The left sidebar contains a menu with the following items: Dashboard, Professional Services (expanded), New Application, Renewal of License, License ReCategorization, Surgical Procedure, Part-Time Practice, Transfer of License, and Visiting Consultant. The main content area features a user profile card with a teal silhouette of a healthcare professional. A green rectangular box highlights the top portion of the profile card, and a red arrow points to the "VIEW LICENSE CARD" button. Below the profile card is an "UPDATE CONTACT" button. At the bottom of the page, there is a section titled "Healthcare Professional Applications" with a table header containing the following columns: Request No, License No, Request Type, Status, Last Update, Remarks, and Action.

nhra  
NATIONAL HEALTH REGULATORY AUTHORITY

Build Date: 8/18/2022, 5:56:09 PM

Dashboard

Professional Services

- New Application
- Renewal of License
- License ReCategorization
- Surgical Procedure
- Part-Time Practice
- Transfer of License
- Visiting Consultant

VIEW LICENSE CARD

UPDATE CONTACT

Healthcare Professional Applications


Request No	License No	Request Type	Status	Last Update	Remarks	Action
------------	------------	--------------	--------	-------------	---------	--------

Now you can view and print the card and You can scan the barcode to get the license information such as facility, category..etc.

The screenshot displays the NHRA Bahrain website interface. On the left is a navigation menu with the following items: Dashboard, Professional Services, New Application, Renewal of License, License ReCategorization, Surgical Procedure, Part-Time Practice, Transfer of License, Visiting Consultant, Good Standing Certificate, Haj Permit, Pre-Marital Permit, Update CPD, Request Official Letters, and Update Contact Information. The main content area shows a preview of a 'Healthcare Professional LICENSE CARD' from the National Health Regulatory Authority (NHRA) Bahrain. The card includes a placeholder for a photo, the category 'MED', and a QR code highlighted with a red box and an arrow. Below the QR code, the card details are listed: CPR NO : 11, License No : 11, Expiry Date : 2023, and Profession : 1. To the right of the card is a details panel with the following information: Category : , Speciality : , Sub Speciality : , and two numbered instructions: 1. This card must be used by the license holder only. 2. This card is the property of the National Health Regulatory Authority. The panel also features a signature and the name 'Dr Zubaida AlShaikh, Head of Professionals Regulations Section'. At the bottom right of the preview area, there is a 'PRINT' button highlighted with a red box.

9 - I got an email that more information required.  
How could I know what is requested?

# Login to Mehan

**nhra** PROFESSIONALS  **مهين**  
MEHAN  
www.mehan.nhra.bh

Welcome to "MEHAN" our new online professionals application system. If you are using "MEHAN" for the first time you have to create a new account and password. Please click to Sign Up to create the account.. DO NOT sign in ..sign up

NATIONAL HEALTH REGULATORY AUTHORITY

## Sign In Account

Username/CPR\*  
XXXXXXXXXX

Password\*  
.....

**SIGN IN**

[FORGOT PASSWORD](#)    [If Not Registered?](#)    [SIGN UP](#)

Build Date: 6/27/2022, 8:50:35 AM.

# Click on “View remark” button

Healthcare Professional Applications						
Request No	License No	Request Type	Status	Last Update	Remarks	Action
PA:		New profession	More info required	/Aug/2022	<a href="#">VIEW REMARK</a>	<a href="#">MODIFY</a> <a href="#">CANCEL APPLICATION</a>

Rows per page: 5 ▾ 1-1 of 1 <



# Now you can view the information requested.

The screenshot displays a web application interface with a sidebar on the left containing a list of menu items: New Application, Renewal of License, License ReCategorization, Surgical Procedure, Part-Time Practice, Transfer of License, Visiting Consultant, and Good Standing Certificate. The main content area features a circular logo with a stethoscope and a button labeled 'APPLY NOW'. A modal dialog box is overlaid on the screen, titled 'Remarks' with a red 'Example' label. The dialog contains the text: 'Kindly provide the below documents to process your request:' followed by a numbered list: 1) Attested professional education certificate (Diploma Degree) From Ministry of Foreign (Bahrain), 2) Data flow report, and 3) Good Standing Certificate from licensing authority at the last place of practice. Below the dialog, a table header is partially visible with columns for 'Request No', 'Date', and 'Remarks'.

- New Application
- Renewal of License
- License ReCategorization
- Surgical Procedure
- Part-Time Practice
- Transfer of License
- Visiting Consultant
- Good Standing Certificate

No Professional  
**APPLY NOW**

**Remarks** Example

Kindly provide the below documents to process your request:

- 1) Attested professional education certificate (Diploma Degree) From Ministry of Foreign (Bahrain).
- 2) Data flow report.
- 3) Good Standing Certificate from licensing authority at the last place of practice.

Request No      Date      Remarks

You can click on “Modify” and upload the requested documents

Healthcare Professional Applications						
Request No	License No	Request Type	Status	Last Update	Remarks	Action
PA		New profession	More info required	/Aug/2022	VIEW REMARK	<div style="border: 2px solid red; padding: 2px;">MODIFY</div> <div>CANCEL APPLICATION</div>

Rows per page: 5 ▾ 1-1 of 1 <

10 - The invitation was sent to me, how I  
could locate it?

# You could locate the invitation on your email inbox.

Transfer License



Dear Applicant,

Kindly note you have received this invitation from ( MEDICAL CENTER) to apply for Transfer of Professional License to their facility. Please login to NHRA MEHAN online services to view the invitation.


Facility Name		Facility License Number
MEDICAL CENTER		
Applicant	Application Type	Email
	Transfer license	<a href="#">_____</a> .com

Thank you.

[Sign IN](#)

# Click on the “Register or Sign In” and then new window will pop up to login to your account in Mehan

Transfer License

 noreply@nhra.bh  
To

Dear Applicant,

Kindly note you have received this invitation from ( MEDICAL CENTER) to apply for Transfer of Professional License to their facility. Please login to NHRA MEHAN online services to view the invitation.

Facility Name		Facility License Number
MEDICAL CENTER		
Applicant	Applicantion Type	Email
	Transfer license	_____@_____.com

Thank you.



[Sign IN](#)

## New Professional License



noreply@nhra.bh  
To

Dear Applicant,

Kindly note you have received this invitation from ( MEDICAL CENTER) to apply for New Professional License. Please login to NHRA MEHAN online services to view the invitation.

Facility Name		Facility License Number
MEDICAL CENTER		
Applicant	Application Type	Email
	New profession	<a href="#">.com</a>

Thank you.



[Register](#)

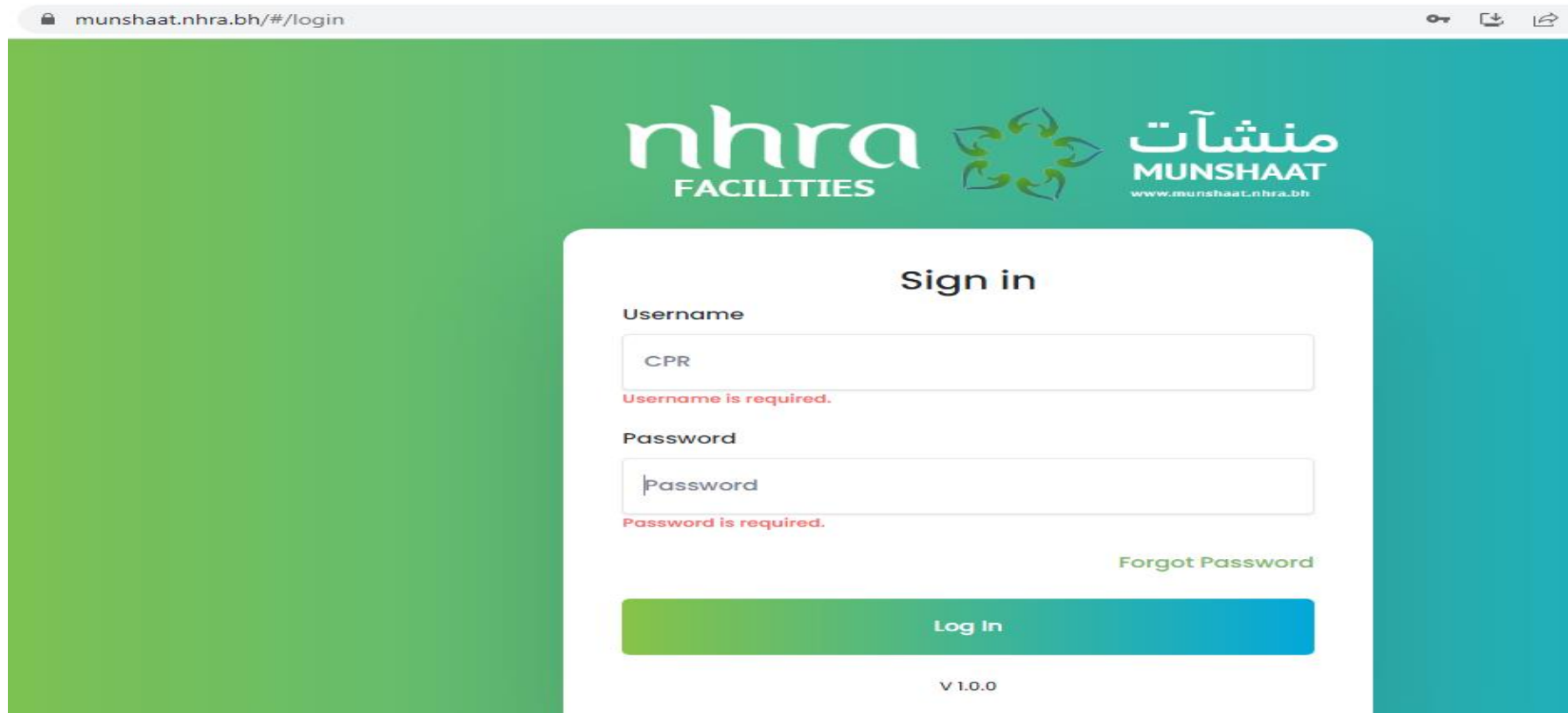
# 11 - How do I get the Invitation for NHRA application?

- You will get the invitation from the responsible person at the health facility willing to hire you. Its like an offer letter for the purpose of NHRA application. Without it you cant apply.

12 - I'm responsible person of facility, how do I send invitation?



Login to Munshaat “Only for facility”. If you don’t have an account, please send email to [Munshaat@nhra.bh](mailto:Munshaat@nhra.bh)



The screenshot shows a web browser window with the URL `munshaat.nhra.bh/#/login`. The page features a green and teal header with the NHRA logo and the text "nhra FACILITIES" and "منشآت MUNSHAAT" with the website address `www.munshaat.nhra.bh`. The main content is a white "Sign in" form. The "Username" field contains "CPR" and has a red error message "Username is required." below it. The "Password" field contains "Password" and has a red error message "Password is required." below it. A "Forgot Password" link is visible to the right of the password field. A green "Log In" button is at the bottom of the form. The version number "V 1.0.0" is displayed at the very bottom of the page.

munshaat.nhra.bh/#/login

nhra FACILITIES

منشآت MUNSHAAT  
www.munshaat.nhra.bh

Sign in

Username

CPR

Username is required.

Password

Password

Password is required.

Forgot Password

Log In

V 1.0.0

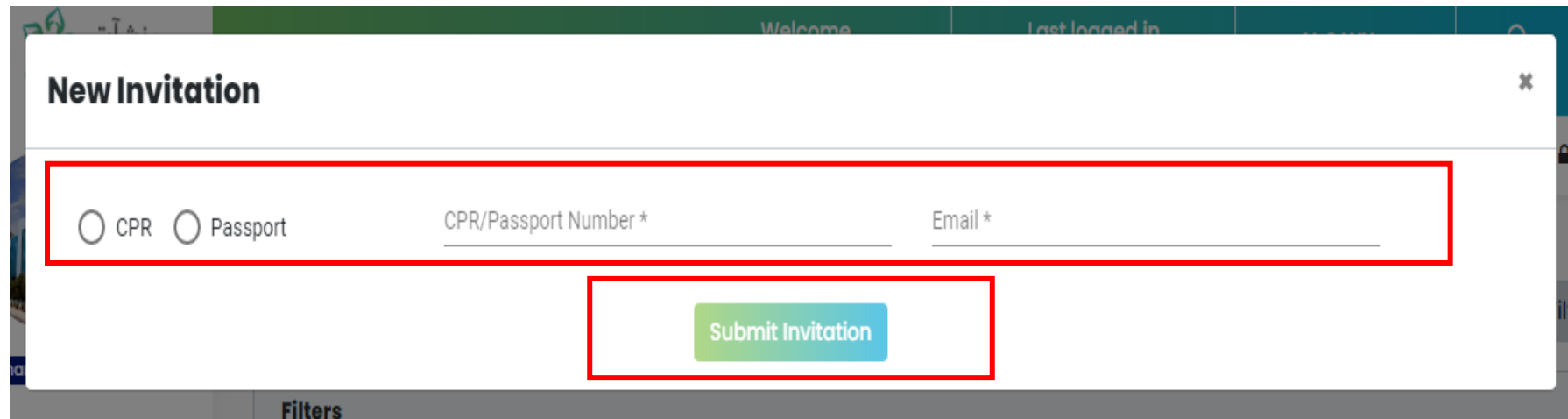
From the side menu select “Professional service” and then select the intended application type accordingly

The screenshot displays the NHRA Munshaat System dashboard. At the top left, the NHRA logo and 'منشآت MUNSHAAT' are visible. The top navigation bar includes a green 'Welcome' section with a search box, a blue 'Last logged in' section with a search box, and a blue profile section with a notification bell and a user icon. Below the navigation bar, the breadcrumb 'Home / Dashboard' is shown on the left, and 'Dashboard' and 'Logout' are on the right. The main content area features a green 'Active' status indicator, a 'MEDICAL CENTER -' header, and a 'View CR Detail' button. Below this, there are buttons for 'Facility License History' and 'Temporary Closure'. A red 'Announcement' box contains the text: 'Welcome to NHRA Munshaat System. Through this self-service portal you will be able to interact with NHRA for all your healthcare facility needs'. The dashboard is divided into several informational cards: 'eLicense Number' (Active), 'Licence Expiry Date', 'Last Inspection Date' (NA), 'Planned Routine Inspection Date', 'Renewal Fees' (with a 'Payment History' link), and 'Violation(s)' (0, with a 'View Violation(s)' link). On the left side, a blue sidebar menu is highlighted with a red border and a red arrow pointing to the 'Professional Services' option. The menu items are: 'Professional Services', 'New Professional License', 'Surgical Procedure', 'Part-Time Practice', 'Transfer of Professional', and 'Visiting Consultant'.

# New application selected here as an example, Click on create

The screenshot displays the NHRA Facilities website interface. At the top left, the logo for 'nhra FACILITIES' and 'منشآت MUNSHAAT' is visible. The top navigation bar includes a menu icon, a 'Welcome' section with a name field, a 'Last logged in' section with a date field, a dropdown menu, a notification bell, and a user profile icon. Below the navigation bar, the breadcrumb 'Home / New healthcare professional' is shown, along with 'Dashboard' and 'Logout' links. The main content area is titled 'New Healthcare Professional' and features three buttons: 'Create New Invitation' (highlighted with a red box and a red arrow), 'Show Guidelines', and 'Hide Filters'. Below these buttons is a 'Filters' section with two input fields: 'CPR Number' and 'Passport Number'. At the bottom of the filters section are 'Submit' and 'Clear all' buttons. The bottom of the page shows a table header with columns: 'Invitation Date', 'CPR/Passport', 'Email', 'License Number', 'Status', 'Action', and 'Delete'.

Fill up the information and click on “Submit Invitation” and same is for all other applications.



The image shows a web form titled "New Invitation" with a close button (x) in the top right corner. The form contains two radio buttons labeled "CPR" and "Passport". To the right of these are two input fields: "CPR/Passport Number \*" and "Email \*". A green "Submit Invitation" button is located below the input fields. Red boxes highlight the area containing the radio buttons and input fields, and another red box highlights the "Submit Invitation" button. The background shows a dark green header with "Welcome" and "Last logged in" text, and a grey footer with "Filters" text.

**New Invitation** ✕

CPR  Passport

CPR/Passport Number \*

Email \*

Filters

# Applicant will get the invitation in his/her email and they could proceed with application.

New Professional License



noreply@nhra.bh

To

Dear Applicant,

Kindly note you have received this invitation from ( MEDICAL CENTER) to apply for New Professional License. Please login to NHRA MEHAN online services to view the invitation.

Facility Name		Facility License Number
MEDICAL CENTER		
Applicant	Application Type	Email
	New profession	<a href="#">.com</a>

Thank you.

[Register](#)

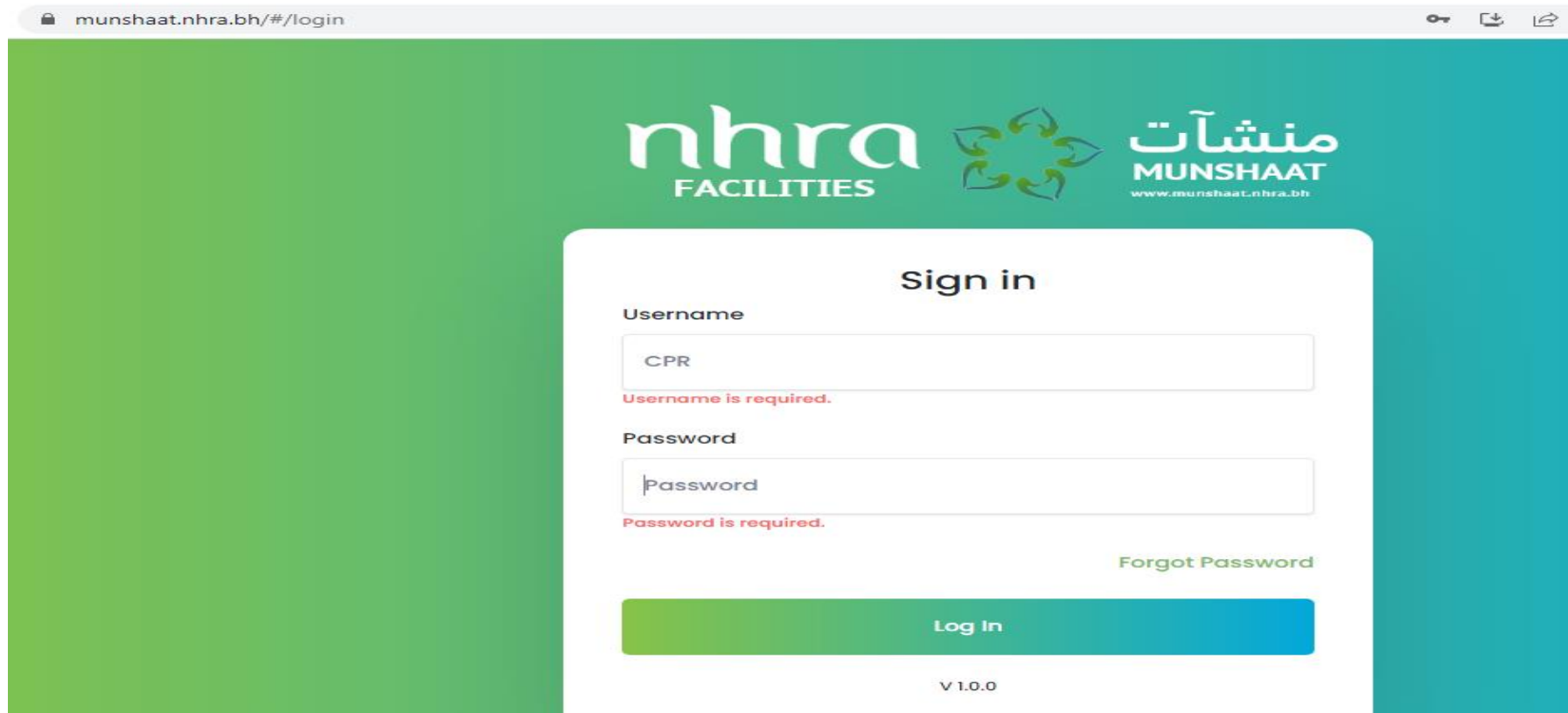
# Which applications need invitation from facility?

- New license
- Surgical Procedure
- Part time Practice
- Transfer of license
- Visiting consultant
- Medical director
- Telemedicine service
- Cancellation of license



13 - How do the facility cancel the license of professional not working anymore under them?  
“for facility only”

Login to Munshaat “Only for facility”. If you don’t have an account, please send email to [Munshaat@nhra.bh](mailto:Munshaat@nhra.bh)



The screenshot shows a web browser window with the URL `munshaat.nhra.bh/#/login`. The page features a green and teal header with the logos for "nhra FACILITIES" and "منشآت MUNSHAAT" (www.munshaat.nhra.bh). The main content is a white "Sign in" form. The "Username" field contains "CPR" and has a red error message "Username is required." below it. The "Password" field contains "Password" and has a red error message "Password is required." below it. A "Forgot Password" link is visible to the right of the password field. A green "Log In" button is at the bottom of the form. The version number "V 1.0.0" is displayed at the very bottom of the page.

munshaat.nhra.bh/#/login

nhra FACILITIES

منشآت MUNSHAAT  
www.munshaat.nhra.bh

Sign in

Username

CPR

Username is required.

Password

Password

Password is required.

Forgot Password

Log In

V 1.0.0




Select "Professional Service" then  
Select "Cancellation of license"

The screenshot displays the NHRA Munshaat System dashboard. The top navigation bar includes the NHRA logo, a user profile section with 'Welcome' and 'Last logged in' fields, and a notification bell. The main content area features a 'Change Photo' button, a 'View CR Detail' button, and buttons for 'Facility License History' and 'Temporary Closure'. An announcement banner reads: 'Welcome to NHRA Munshaat System. Through this self-service portal you will be able to interact with NHRA for all your healthcare facility needs'. A 'Violation(s)' section shows '0 Violation(s)' with a 'View Violation(s)' link. The 'Professional Services' menu is open, listing options such as 'New Professional License', 'Surgical Procedure', 'Part-Time Practice', 'Transfer of Professional', 'Visiting Consultant', 'Medical Director', 'Telemedicine Services', and 'Cancellation of License'. A green arrow points to the 'Cancellation of License' option. Other dashboard widgets include 'eLicense Number' (Active), 'Licence Expiry Date', 'Last Inspection Date', 'Planned Routine Inspection Date', 'Renewal Fees' (with a 'Payment History' link), 'Licence Renewal Ticker', 'Speciality & Services provided' (listing General Medicine and Nephrology), and 'Services Renewal Ticker' (listing Pre-Employment and Standard).

# Click on “Create Invitation”

Cancellation of Healthcare Professional License

 [Create New Invitation](#) [Show Guidelines](#) [Hide Filters](#)

**Filters**

CPR Number

Passport Number

License No

[Submit](#) [Clear all](#)

Invitation Date	CPR/Passport	Email	License Number	Status	Action	Delete
-----------------	--------------	-------	----------------	--------	--------	--------

Items per page: 5  0 of 0 [|<](#) [<](#) [>](#) [>|](#)

# Enter the license details

Welcome | Last logged in | SAYI

## New Invitation ✕

Healthcare Professional License \*

Filters

how

Check the information and then click on submit.

**New Invitation** ✕

Healthcare Professional License #  
1


Name	CPR	Profession
Category	License Start Date	License Expiry Date
License Status Active	Email @com	


# 14 - I got the eligibility code, how I schedule my exam date?

- Visit this link: [Exam](#)
- Watch the video and follow the steps.

15 - I failed on my exam; how can I re-take the exam?

# Login to Mehan



**nhra** PROFESSIONALS  **مهـن**  
MEHAN  
www.mehan.nhra.bh

Welcome to "MEHAN" our new online professionals application system. If you are using "MEHAN" for the first time you have to create a new account and password. Please click to Sign Up to create the account.. DO NOT sign in ..sign up

NATIONAL HEALTH REGULATORY AUTHORITY

## Sign In Account

Username/CPR\*  
XXXXXXXXXX

Password\*  
.....

**SIGN IN**

[FORGOT PASSWORD](#)    [If Not Registered?](#)    [SIGN UP](#)

Build Date: 6/27/2022, 8:50:35 AM.

# Click on “Modify”

Healthcare Professional Applications						
Request No	License No	Request Type	Status	Last Update	Remarks	Action
PA		New profession	More info required	/Aug/2022	VIEW REMARK	<div data-bbox="1803 786 2010 876">MODIFY</div> <div data-bbox="1862 876 2099 925">CANCEL APPLICATION</div>

Rows per page: 5 1-1 of 1 <



# Click next till you reach the “Attachment”

nhra  
National Health Regulatory Authority  
الهيئة الوطنية لتنظيم المهن والخدمات الصحية  
Ministry of Health - Bahrain

Build Date: 8/18/2022, 5:56:09 PM

Dashboard

Professional Services

- New Application
- Renewal of License
- License ReCategorization
- Surgical Procedure
- Part-Time Practice
- Transfer of License
- Visiting Consultant
- Good Standing Certificate
- Haj Permit
- Pre-Marital Permit
- Update CPD
- Request Official Letters
- Update Contact Information

CPR: 799999999

Gender: Female

Date Of Birth: 16/Dec/1992

Nationality: Bahrain

Passport No: \_\_\_\_\_

Passport Expiry: \_\_\_\_\_

Languages Known:  Arabic  English  Other

Address

Flat No: \_\_\_\_\_

Building No: \_\_\_\_\_

Road No: \_\_\_\_\_

Block No: \_\_\_\_\_

Email: \_\_\_\_\_

Mobile: \_\_\_\_\_

Telephone: \_\_\_\_\_

Fax: \_\_\_\_\_


Governorate: \_\_\_\_\_

Area: \_\_\_\_\_

**Facility information**

License Number	1	CR No	_____
Name	f	Telephone	_____

BACK NEXT



# Scroll down then upload the exam result you did and submit your application.

The screenshot shows the NHRA (National Health Regulatory Authority) professional services application portal. The left sidebar contains a navigation menu with 'New Application' selected. The main content area displays a list of attachments for a 'Prometric exam report' application. The attachments listed are 'Prometric exam report', 'Ministry of education equalization', and 'Other documents'. Below this list is a section for '(Upload Other Documents)' with a note: 'Please attach additional attachments for more information, all attachments are the mandatory.' A table below shows the status of attachments, with one entry for 'Prometric exam: your code: XXXXXXXX' (Mandatory attachment) marked as 'Attachment missing'. A red box highlights the 'Attach' button (with a paperclip icon) for this entry, with a red arrow pointing down to it. Another red arrow points down from the 'Attach' button to the 'NEXT' button at the bottom right of the page. The 'BACK' button is also visible next to the 'NEXT' button.

nhra  
National Health Regulatory Authority

Build Date: 8/18/2022, 5:56:09 PM

Dashboard

Professional Services

New Application

- Renewal of License
- License ReCategorization
- Surgical Procedure
- Part-Time Practice
- Transfer of License
- Visiting Consultant
- Good Standing Certificate
- Haj Permit
- Pre-Marital Permit
- Update CPD
- Request Official Letters
- Update Contact Information

Prometric exam report

Ministry of education equalization

Other documents

(Upload Other Documents)

Please attach additional attachments for more information, all attachments are the mandatory.

Attachment Type	Status
Prometric exam: your code: XXXXXXXX (Mandatory attachment)	Attachment missing

Attach

BACK NEXT

# Re-examination

- NHRA will review the application and inform you if there is any other document required
- If you got the eligibility, the application will be sent back to your and you could schedule the exam on Prometric website as per this [Exam](#) video.

16 - How do I cancel my application?

# Click on “Cancel Application”

The screenshot displays the NHRA Professional Services dashboard. The top navigation bar includes the NHRA logo and the text "NHRA NATIONAL HEALTH REGULATORY AUTHORITY" and "Build Date: 9/18/2022, 5:56:00". The left sidebar contains a "Dashboard" menu and a "Professional Services" menu with the following items: New Application, Renewal of License, License ReCategorization, Surgical Procedure, Part-Time Practice, Transfer of License, Visiting Consultant, Good Standing Certificate, Haj Permit, Pre-Marital Permit, Update CPD, and Request Official Letters.

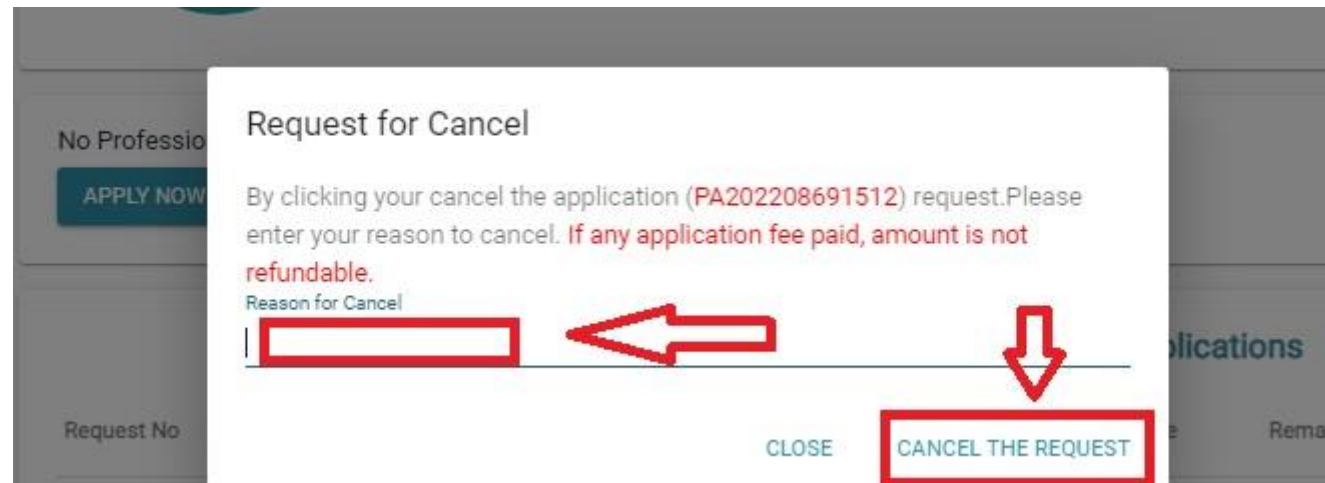
The main content area features a user profile card with a teal circular icon of a person with a stethoscope and an "UPDATE CONTACT" button. Below this, a message states: "No Professional License found. Please click below button to complete your application" with an "APPLY NOW" button.

The "Healthcare Professional Applications" table is shown below. It has columns for Request No, License No, Request Type, Status, Last Update, Remarks, and Action. The table contains one row with the following data:

Request No	License No	Request Type	Status	Last Update	Remarks	Action
		New profession	More info required			<a href="#">VIEW REMARK</a> , <a href="#">MODIFY</a> , <a href="#">CANCEL APPLICATION</a>

The "CANCEL APPLICATION" button in the Action column is highlighted with a red box and a red arrow pointing down to it. The table footer shows "Rows per page: 5" and "1-1 of 1".

Write the reason of cancellation and then click on “cancel the request”. Note, NHRA will not be responsible about the consequence of the cancellation as mentioned.



The image shows a 'Request for Cancel' dialog box overlaid on a web application. The dialog box contains the following text: 'Request for Cancel', 'By clicking your cancel the application (PA202208691512) request. Please enter your reason to cancel. If any application fee paid, amount is not refundable.', and a text input field labeled 'Reason for Cancel'. The input field is empty and has a red rectangular box drawn around it. A red arrow points from the input field to the 'CANCEL THE REQUEST' button, which is also highlighted with a red rectangular box. Another red arrow points from the 'CANCEL THE REQUEST' button to the 'CLOSE' button. The background of the application is dimmed, showing a 'No Profession' section with an 'APPLY NOW' button and a 'Request No' field.